





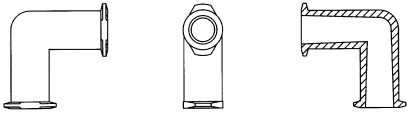
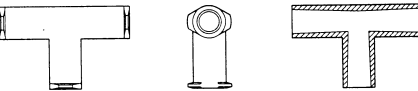



# LUER – Adapter

## Female-Luer II

### Female-Luer Adapter (Lug Style)

Artikel-Nr.: *)	Bez. / Anschluss I	Anschluss II	Abbildung
<b>PP-LFL S16</b> <b>PP-LFL S24</b> <b>PP-LFL S32</b> <b>PP-LFL S40</b>	Female-Luer Lug Schlauchadapter (Standard)	1,6 mm ID Schlauch 2,4 mm ID Schlauch 3,2 mm ID Schlauch 4,0 mm ID Schlauch	
<b>PP-LFL S16-1</b> <b>PP-LFL S24-1</b> <b>PP-LFL S32-1</b>	Female-Luer Lug Schlauchadapter (Classic-Serie 100)	1,6 mm ID Schlauch 2,4 mm ID Schlauch 3,2 mm ID Schlauch	
<b>PP-LFL 10U</b>	Female-Luer Lug Gewindeadapter	10-32 UNF	
<b>PP-LFL 10T</b>	Female-Luer Lug Gewindeadapter	10-32 special tapered (konisch)	
<b>PP-LFL 4U</b>	Female-Luer Lug Gewindeadapter	1/4-28 UNF	
<b>PP-LFL / LFL</b>	Female-Luer Lug Kupplung, gerade	Female-Luer Lug	
<b>PP-LFL W</b>	Female-Luer Lug Winkelkupplung (90°)	Female-Luer Lug	
<b>PP-LFL T</b>	Female-Luer Lug T-Kupplung	Female-Luer Lug	
<b>PP-LFL P</b>	Female-Luer Lug Stopfen		

\*) Werkstoffe: PP: Polypropylen (natur);  
optional: NY: Nylon (PA 6.6 weiß)

Alle LUER-Konusse sind exakt gemäß den ANSI/HIMA- und ISO-Standards gefertigt.  
Verpackungseinheit: 100 Stück